

# 6D/5N – VISIT WAEREBO VILLAGE & SAILING TO KOMODO NAT PARK

– CODE: 6DWRKNPBSVMB1  
VALID: UNTIL MARCH 31st, 2026





# About This Tour



Labuan Bajo is a fishing town located at the western end of the large island of Flores in the East Nusa Tenggara province of Indonesia. It is the capital of the West Manggarai Regency, one of the regencies on Flores Island. The town is one of the gateways into the charm of Flores; you can reach it by direct flight from Malaysia, Jakarta, Surabaya, or Bali, or you can do so by ferry boat. Why should you come to Labuan Bajo? Because there are some good destinations to visit, such as Mirror Cave Stone, Puncak Waringin Hill, Amelia Sea View, Ranko Cave, several waterfalls, and Komodo National Park. town and stay overnight on the wooden boat, then explore the whole beautiful park.



# About This Tour



Komodo National Park is located in the center of the Indonesian archipelago, between the islands of Sumbawa and Flores. It's composed of some major islands (Komodo Island, Rinca Island, Padar Island, Gili Motang, and Nusakode), and there are some smaller islands. Exploring the Komodo National Park, you will have a good underwater experience with a thousand kinds of fish, such as manta rays, turtles, sharks, and others, and still have a chance to relax at some beautiful pink beaches with crystal seawater. Take a moment to appreciate the panoramic views of the turquoise sea, dry or green rolling hills, blue sky, and the colors of the beach. Komodo Island is inhabited by a population of flora and fauna, especially Komodo dragons. This 6 days and 5 nights is the best choice for the traveler to enjoy the town and stay overnight on the wooden boat, then explore the whole beautiful park.



# ITINERARY DETAILS






# ITINERARY

## DAY 1: PICK UP FROM KOMODO AIRPORT OF LABUAN BAJO – CUNCA WULANG WATERFALL – MBELILING VILLAGE

### Activities

- Arrival recommended flight (06.30-12.00 am)
- Komodo Airport – Cunca Wulang Waterfall (1.30 minutes)
- Cunca Wulang Waterfall – Mbeliling Village (30 minutes)

Transportation included : Private Car  
Accommodation : Mbeliling Eco Lodge  
Meals included : Lunch | Dinner




# Day 1 - Itinerary Details

- ✦ A guide will pick you up at Komodo Airport at your flight time, and you will be welcomed by the traditional weaving (sembar).
- ✦ You start driving to Cunca Wulan Waterfall is about 30 km from Labuan Bajo town. This waterfall has a clear river valley water flow, and it's surrounded by artistic rock formations. Also, this waterfall is located at an altitude of 400 meters above sea level, which makes the atmosphere of this place very cool.
- ✦ Then you continue to drive to Mbeliling village for check in to lodge.

Labuan Bajo



Cunca  
Wulang



Mbeliling  
Village



# ITINERARY

## DAY 2: MBELILING VILLAGE – DENGGE VILLAGE – WAE REBO VILLAGE

### Activities

- Mbeliling Village – Denge Village – Waerebo Village (4 hours driving by car & 2-3 hours by walk)

Transportation included : Private Car | Motor bike  
Accommodation : The local villager's visitor house (Mbaru Traditonal Niang House)  
Meals included : Breakfast | Lunch | Dinner



## Day 2 - Itinerary Details

- 📌 Early breakfast starts from 05.00 am (Lodge | Hotel).
- 📌 You start at 06.00 am driving by car from lodge for 4 hours, then you will ride a motorbike (local ojek) from the lodge/hotel to the starting trek point, which is about 35 minutes away. It's 400 meters above sea level, and you are going to 1100 meters until that village by foot.
- 📌 Waerebo village is a small and isolated village that's recognized for its rebuilding of the seven traditional houses called Mbaru Niang. Traditional based on the spirit of community cooperation towards a sustainable tradition while at the same time improving its village welfare. The first time you arrive, you will get the welcome ceremony from Mosalaki/Tua Golo (a chief of the tribe), and it means that you are allowed to stay at and do activities around

Denge Village



Mbeliling  
Village



Wae Rebo  
Village



# ITINERARY

## DAY 3: WAE REBO VILLAGE – DENGE VILLAGE – LABUAN BAJO TOWN

### Activities

- Go down (2-3 hours)
- Motorbike (35 minutes)
- Denge Village – Labuan Bajo Town (4 hours)

Transportation included : Private Car | Motor bike  
Accommodation : Zasgo Hotel/ Silvya Beach Hotel & Resort/ La Prima Hotel/ The Jayakarta Suite Komodo Flores/ Bintang Flores Hotel/ Loccal Collection Hotel  
Meals included : Breakfast | Lunch | Dinner




## Day 3 - Itinerary Details

- 📍 You will visit one of the houses, where you can talk and share with the local people about their daily life, their culture, and what they believe.
- 📍 Get out from the village around 9.00 am.
- 📍 Arrive at Labuan Bajo town around 5 pm.

Denge Village



Wae Rebo  
Village



Labuan Bajo



# ITINERARY

**DAY 4: LABUAN BAJO – KELOR ISLAND (TREKKING) – MANJARITE (SNORKELING) – KALONG/FLYING FOX ISLAND RINCA (SUNSET MOMENT)**

## Activities

- Pick you up at hotel (06.00-10.00)
- Labuan Bajo – Kelor Island (1 hour)
- Kelor Island – Manjarite (30 minutes)
- Manjarite – Kalong Island (45 minutes)

Transportation included : Private Car  
Accommodation : Live on Board with private boat  
Meals included : Lunch | Dinner




# Day 4 - Itinerary Details

- ✦ A guide will pick you up at your hotel. We advise you to buy some snacks and soft drinks in advance before your trip begins.
- ✦ You will join on the wooden boats to start to Kelor Island. On this island you will do soft trekking for the views, and if you are lucky, you will be swimming with baby sharks.
- ✦ And then you will sail to Manjarite to do snorkeling..
- ✦ In the afternoon, in the dark, you just stay on the boat while you enjoy the sunset and wait for the thousands of flying foxes to get out from the mangrove to Flores Island.
- ✦ You stay 2 nights on the private traditional wooden boat, which is equipped with a comfortable AC cabin, bathroom, dining room, sundeck, and communal/relax area. You will have breakfast, lunch, dinner, and a mini pantry (tea, coffee, and soft drink area) on the boat.

Kelor Island



Manjarite



Kalong Island



# ITINERARY

**DAY 5: PADAR ISLAND (SUNRISE TREKKING) – KOMODO ISLAND (TREKKING TO SEE KOMODO DRAGON) – PINK BEACH PADAR ISLAND (SNORKELING) – MAKASSAR REEF (SNORKELING) – MANTA POINT (SEE MANTA)**

## Activities

- Padar Island – Pink Beach Padar Island (45 minutes)
- Pink Beach Padar Island – Komodo Island (1 hour)
- Komodo Island – Taka Makassar/Manta Point (1.30 minutes)

Accommodation : Live on Board with private boat  
Meals included : Breakfast | Lunch | Dinner



# Day 5 - Itinerary Details


- 📌 Morning call at 4.50 am. You're going to do trekking to the top of Padar Hill to hunt sunrise and enjoy the stunning three different bay views.
- 📌 Then you sail to one of the pink beaches. This exceptional beach gets its striking color from microscopic animals called Foraminifera, which produce a red pigment on the coral reef. You will relax and have fun swimming around this beach.
- 📌 Continue to Komodo Island to see the biggest lizard on earth. To explore the flora and fauna there, there are three different treks: a short trek, a medium trek, and a long trek (regular trek), and you could also do an adventure trek (optional).
- 📌 Then you sail to Taka Makassar Reef. It's a tiny sand island in the middle of the ocean, which will submerge underwater when the sea level rises. It's a good place for relaxing and snorkeling in shallow water. This sand island is located very close to Manta Point. If you are lucky, you will be snorkeling with manta rays (they are 3–4 meters long).



**Padar Island**



**Pink Beach**



**Komodo Island**




# ITINERARY

## DAY 6: SEBAYUR ISLAND (SNORKELING) – KANAWA ISLAND (SNORKELING) – TRANSFER TO KOMODO AIRPORT OF LABUAN BAJO | YOUR HOTEL

### Activities

- Departure at Labuan bajo at 12.30 (transfer you to Komodo airport/hotel)
- Sebayur Island – Kanawa Island (1 hour)
- Kenawa Island – Labuan Bajo (1.30 minutes)

Transportation included	: Private Car
Accommodation	: Live on Board with private boat
Meals included	: Breakfast   Lunch



# Day 6 - Itinerary Details

- 📍 Morning tea/coffee and breakfast start at 5.30 to 7.15 am.
- 📍 We refreshed ourselves by snorkeling at Sebayur Island, which has a sheer drop-off with amazing coral reef scenery and great fish life, table coral, and stone coral covered in beautiful corals, and sometimes you will get strong currents of 1 knot or more.
- 📍 Then sail to Kanawa Island to enjoy the beach, and you will be swimming with the fish that you give food to, such as bread, bananas, or some snacks. While you are sailing back to Labuan Bajo, you are having lunch on the boat.
- 📍 The guide will take you back to Komodo Airport or your hotel.

Sebayur



Kanawa



Labuan Bajo

# Additional



## WHAT'S INCLUDED?

- PICK UP FROM AIRPORT & TRANSFER TO AIRPORT
- PROFESSIONAL TOUR GUIDE
- ENTRANCE FEE, RANGER FEE
- PRIVATE CAR AC WITH EXPERIENCE DRIVER IN LABUAN BAJO
- PRIVATE BOAT FOR LIVE ON-BOARD PROGRAM & DINGY
- PORTER FOR TREKKING TO WAE REBO VILLAGE
- BREAKFAST, LUNCH & DINNER AS ITINERARY
- HOTEL ROOM (1 ROOM FOR 2 PAX)
- SMALL IKAT WEAVING (FOR WELCOMING)
- MINERAL WATER
- SNORKELING GEAR
- TAX & SERVICES

## WHAT'S EXCLUDED?

- FLIGHT TICKET & AIRPORT TAX
- INSURANCE
- DONATION/TIP
- ALCOHOL
- DIVING PACKAGE
- LAUNDRY, TELEPHONE
- OTHERS SPECIAL REQUEST

Noted: The price listed next are curated based on the hotels below

NAME HOTELS/RESORTS	ROOM TYPE
ZASGO HOTEL	City Simplify
SILVYA BEACH HOTEL & RESORT	Deluxe
LA PRIMA HOTEL	Premier
THE JAYAKARTA SUITE KOMODO FLORES	Deluxe
BINTANG FLORES HOTEL	Deluxe
LOCCAL COLLECTION HOTEL	Standard



# Price per Pax

## Price in Indonesian Rupiah (IDR)

### RATE PER PAX:

- 1 PAX = IDR 60,916,900.00
- 2 PAX = IDR 31,462,200.00
- 3 PAX = IDR 22,144,466.67
- 4 PAX = IDR 17,521,350.00
- 5 PAX = IDR 15,497,240.00
- 6 PAX = IDR 13,699,033.33
- 7 PAX = IDR 13,194,971.43
- 8 PAX = IDR 12,005,400.00
- 9 PAX = IDR 11,491,577.78
- 10 PAX = IDR 11,087,120.00
- 11 PAX = IDR 10,583,700.00
- 12 PAX = IDR 10,066,833.33